



Caledonian


NEK606 Water Blocked Offshore & Marine Cables

www.caledonian-cables.com

marketing@caledonian-cables.com

Fire Resistant Medium Voltage Power Cables

Water Blocked P30 RFOU-HCF / TFOU-HCF 6/10(12) kV 3C150



APPLICATIONS

These cables are partially water blocked, fire resistant, flame retardant, low smoke and halogen free, used for emergency control, power and lighting systems that need to be operational during a 1100°C hydrocarbon fire.

STANDARDS

IEC 60092-353

IEC 60092-360

IEC 60332-1

IEC 60332-3-22

IEC 60754-1,2

IEC 61034-1,2

NEK 606

VG 95218 part 29

IEC 60331-21

VOLTAGE RATING

6/10(12) KV

CABLE CONSTRUCTION

Conductors: Circular tinned annealed stranded copper to IEC 60228 class 2.

Conductor Screen: Semi conducting material.

Insulation: Halogen-free EPR. XLPE can be offered as an option.

Insulation Screen: Semi conducting material and tinned copper wire braid.

Filler: Water blocking fillers, if required.

Bedding: Halogen free compound, PETP wrapping tape will be applied over the bedding, if required.

Armour: Tinned copper wire braid, PETP wrapping tape will be applied over the braiding, if required.

Water Blocking Elements: Water blocking tape and strings for providing longitudinal water tightness.

Inner Sheath: Halogen free thermosetting compound, SHF2, coloured red.



Caledonian

NEK606 Water Blocked Offshore & Marine Cables

www.caledonian-cables.com

marketing@caledonian-cables.com

HC-fire protection: Extruded thermoplastic fire protection compound.

Taping: Lapped glass fibre tape.

Outer Sheath 1: Flame retardant halogen-free thermoplastic compound, SHF1, coloured red.

Outer Sheath 2: Polyurethane for providing transversal water tightness, PE is optional, but can not meet low smoke standard.

COLOUR CODE

P31 RFOU-HCF / TFOU-HCF 8.7/15kV

P32 RFOU-HCF / TFOU-HCF 12/20(24) kV

P33 RFOU-HCF / TFOU-HCF 18/30(36) kV

PHYSICAL AND THERMAL PROPERTIES

Bending Radius: 20×OD (during installation); 12×OD (fixed installed)

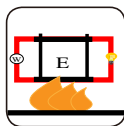
Temperature Range: -20°C ~ +90°C

TECHNICAL CHARACTERISTICS

Nom. Cross-Section Area	Nom. Conductor Diameter	Maximum Resistance @20°C	Continuous Current Rating @45°C 1 Core	Short Circuit Current 1s
mm ²	mm	Ohm/km	A	A
150	15.1	0.126	272	21460

DIMENSION AND PARAMETERS


No. of Cores × Cross-sectional Area	Nominal Insulation Thickness	Nominal Dia. over Bedding	Diameter Over Inner Sheath	Nom. Overall Diameter	Cable Weight
No.×mm ²	mm	mm	mm	mm	kg/km
3×150	3.4	60	70.5	108.8±2	18270



Circuit Integrity
IEC 60331-21



Flame Retardant
IEC 60332-1



Zero
Halogen Free
IEC 60754-1



Low Corrosivity
IEC 60754-2



Low Smoke Emission
IEC 61034-2



Reduced Fire Propagation
IEC 60332-3-22